

Illinois IIT Micro-simulation model: *Modeling the Illinois Individual Income Tax Increase*

Hector M. Vielma, PhD.

Economist

Illinois Department of Revenue

October 2012

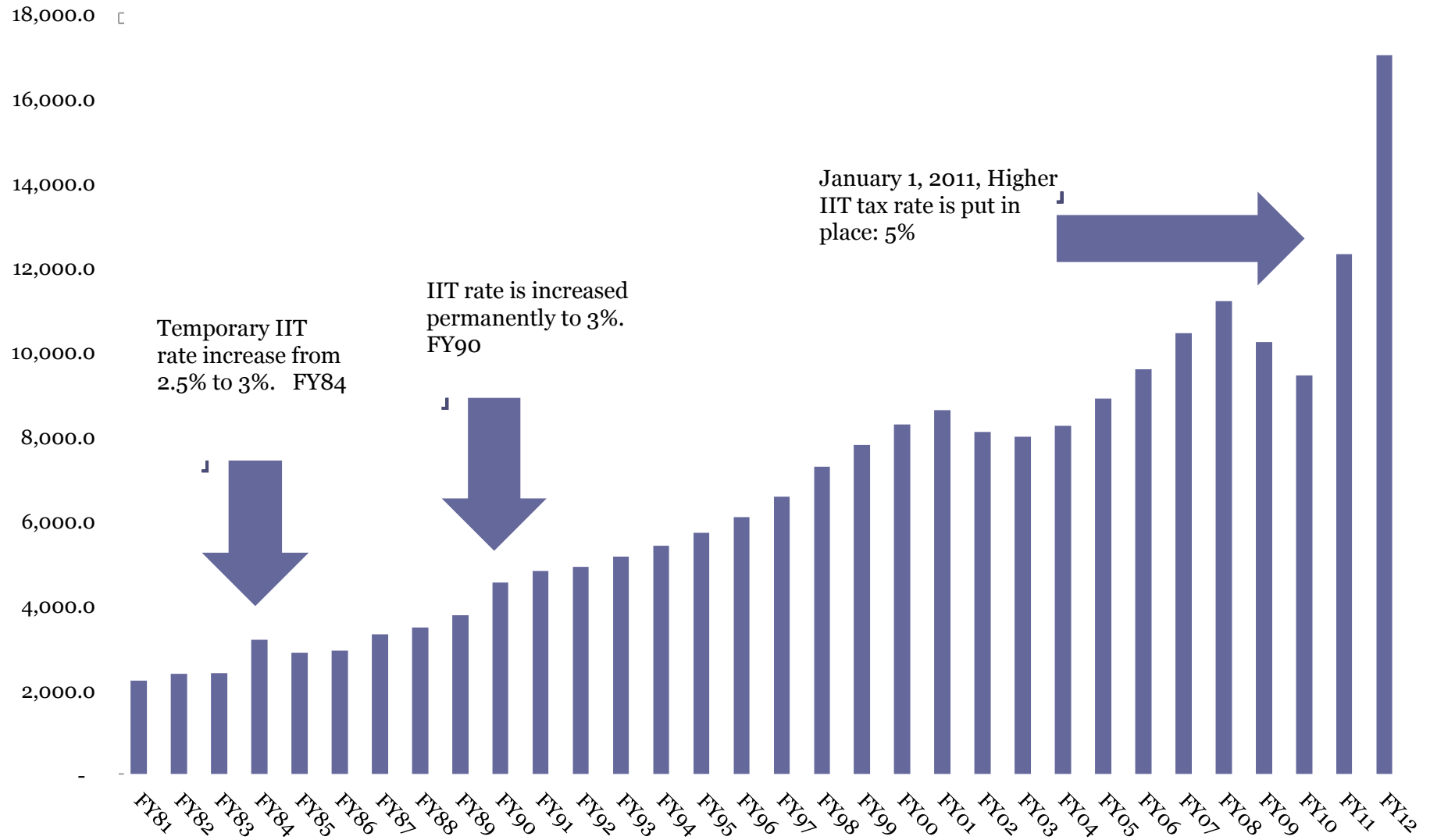
IL Individual Income Tax (IIT) brief history:

- August 1, 1969: Individual Income tax is introduced in Illinois.
- FY84: Transitory increase of tax rate from 2.5% to 3% (July 1, 1983 to June 30, 1984)
- FY90 on: Permanent increase in tax rate to 3% (In place July 1, 1989)
- FY11 IIT tax rate was increased to 5% (January 1, 2011)

Projected Changes to IIT:

- FY15 IIT rate is scheduled to decrease to 3.75% (January 1, 2015)
- FY25 IIT rate is scheduled to decrease to 3.25% (January 1, 2025)

IL IIT Revenue history



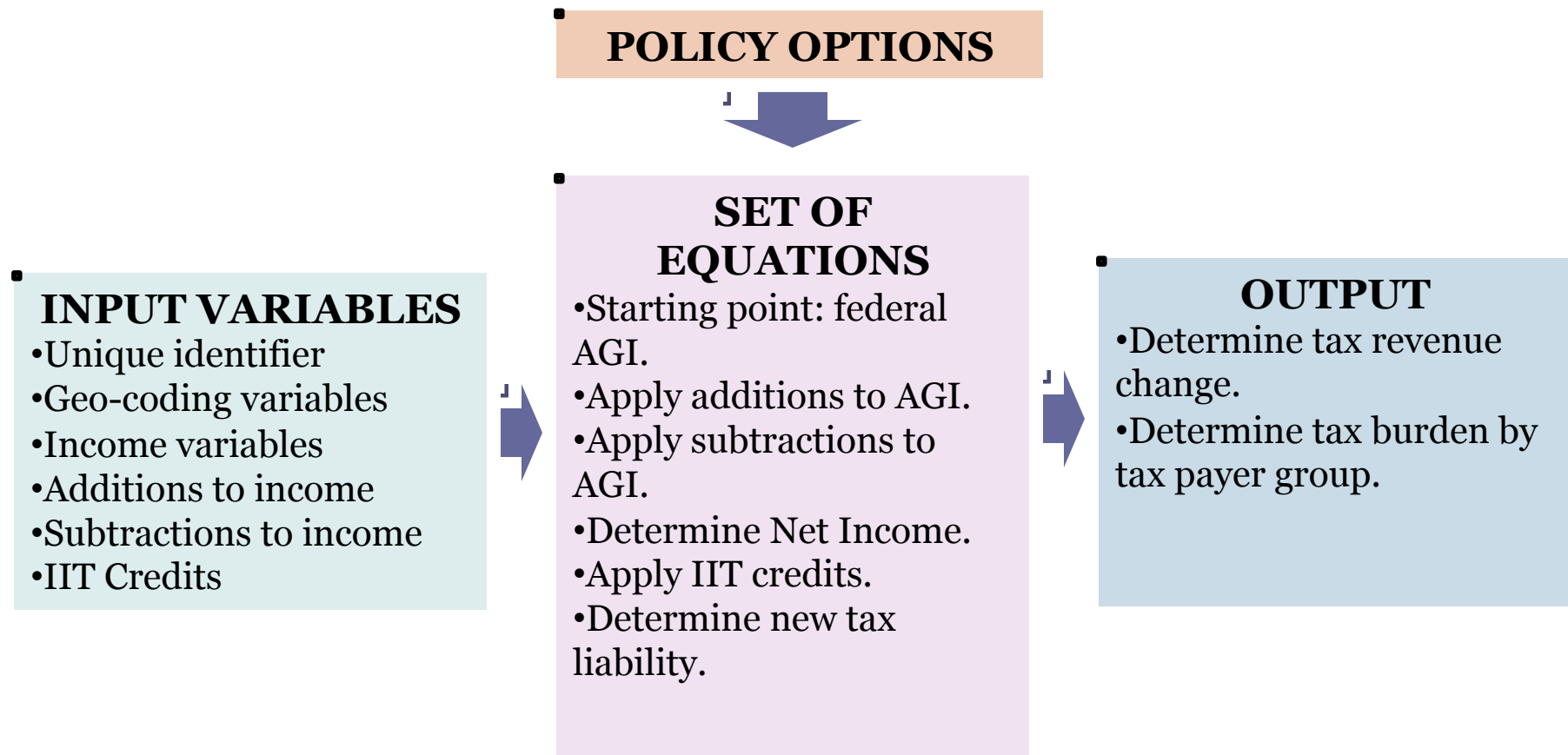
IL 1040 return data: 5,955,292 data records



INPUT VARIABLES:

- Primary SSN
- Spouse SSN
- Address
- City
- County
- State
- Zip Code
- Filing Status
- Federal Adjusted Gross Income
- Federal Tax Exempt Income
- Other Income Additions
- Social Security Benefits
- IL Income Tax Overpayment
- Other Income Subtractions
- Number Of Exemptions From Fed. Form.
- Number Of Exemptions
- Exemption Prime 65+
- Exemption Spouse 65+
- Exemption Prime Blind
- Exemption Spouse Blind
- Exemption Allowance
- Residents Net Income
- Resident Indicator
- Non Resident Net Income
- Tax Amount
- Recapture Of Investment Credit
- Income Tax Paid To Other State
- IL Property Tax Credit Base
- IL Property Index Number
- IL Business Expense
- IL Property Tax Credit
- Education Expense Credit Base
- Education Expense Credit
- Income TaxCredit1299C
- Use Tax
- IL Income Tax Withheld
- Estimated Payments
- Pass Through Credits
- Earned Income Credit Base
- Earned Income Credit
- Over Payment
- Tax Due
- Late ES Penalty
- Farming
- Nursing Home
- Annualized Income
- Donations Total
- Over Payment After Penalty And Donations.
- Refund Amount
- Direct Deposit Indicator
- Credit Carry Forward
- Amount Owed

Micro-simulation model flow



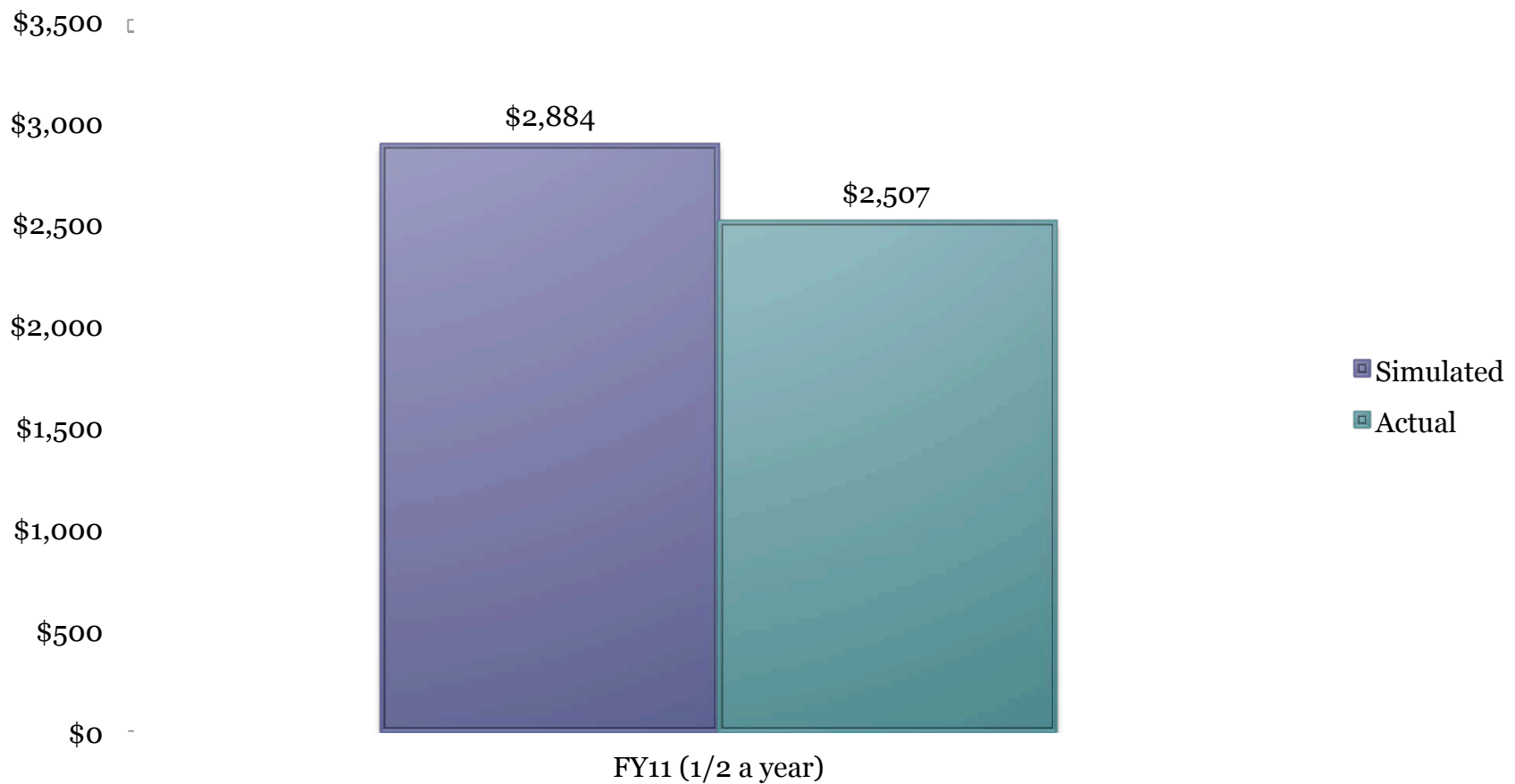
Simulate IL1040 calculation

- Federal Income tax – starting point
 - Minus state subtractions, for example federally taxed retirement and SS income.
 - Plus state additions, such as federally tax exempt interest income.
 - Minus state allowed exemptions:
 - Personal exemption.
 - Legally blind exemption.
 - 65 or over exemption.
- = Net Income
 - Times the tax rate = Tax liability before credits
 - Minus:
 - Income tax credits such as: taxes paid to other states, property tax credit, education expense credit and earned income tax credit.
 - Plus:
 - Late payment penalty, voluntary donations
- = Net Tax Liability

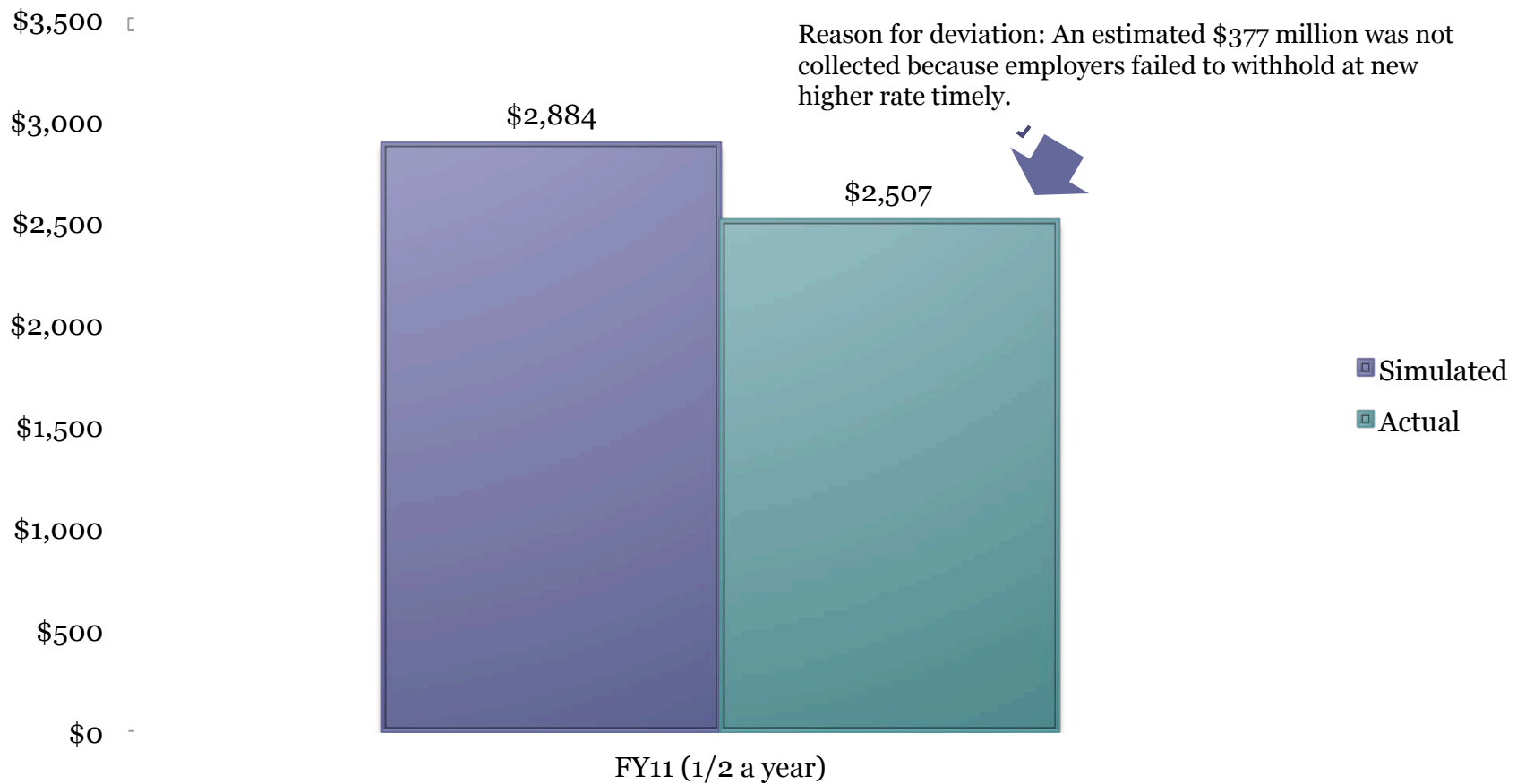
Estimating procedure after micro-simulation result:

- Adjustment for non-resident tax revenue
- Estimate of Local and State impact.
- Adjustment to tax year – fiscal year cash flows
 - Withholdings
 - Non-Withholdings
- Annual growth adjustment

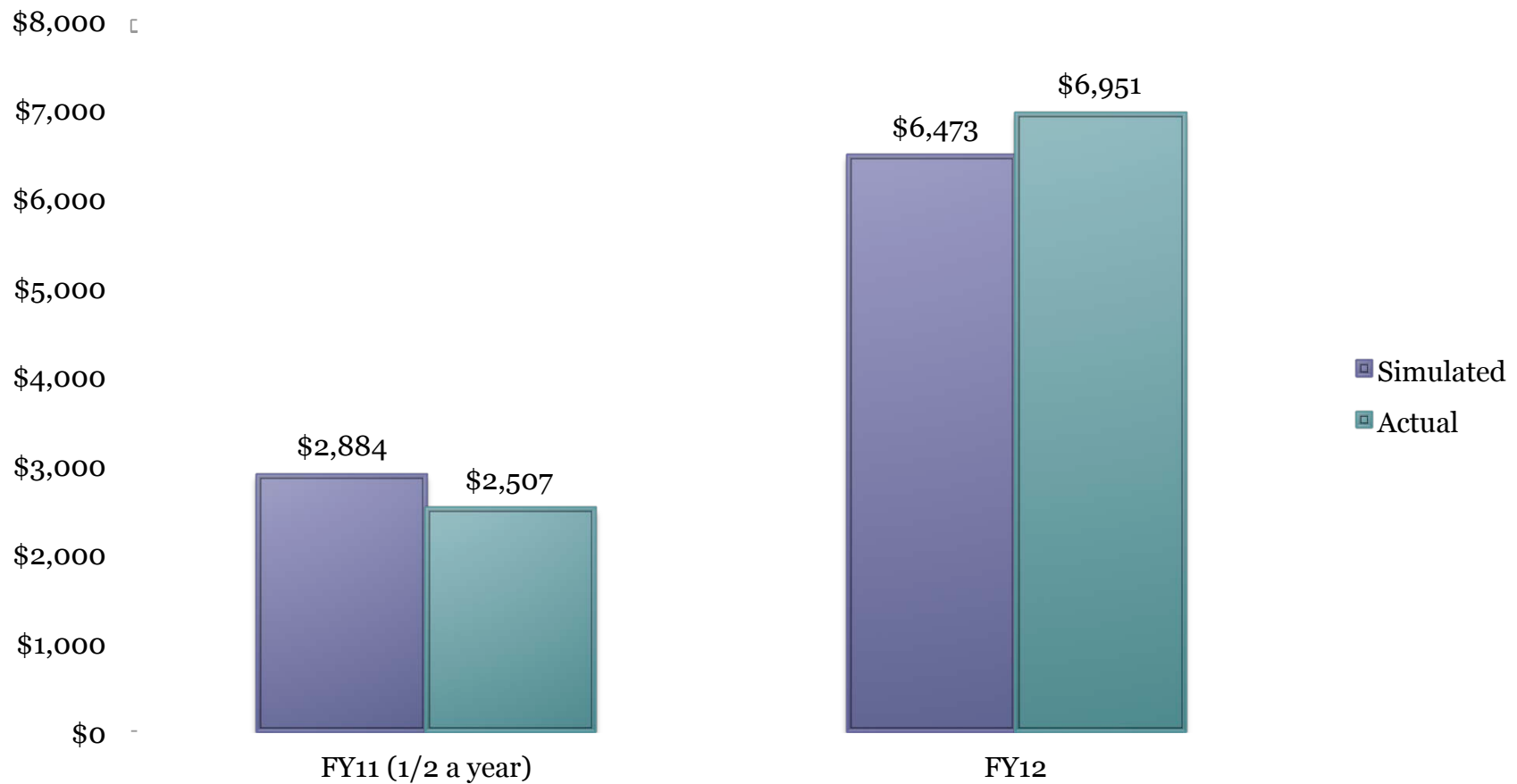
Simulated versus actual revenue increase: FY11 tax increase.



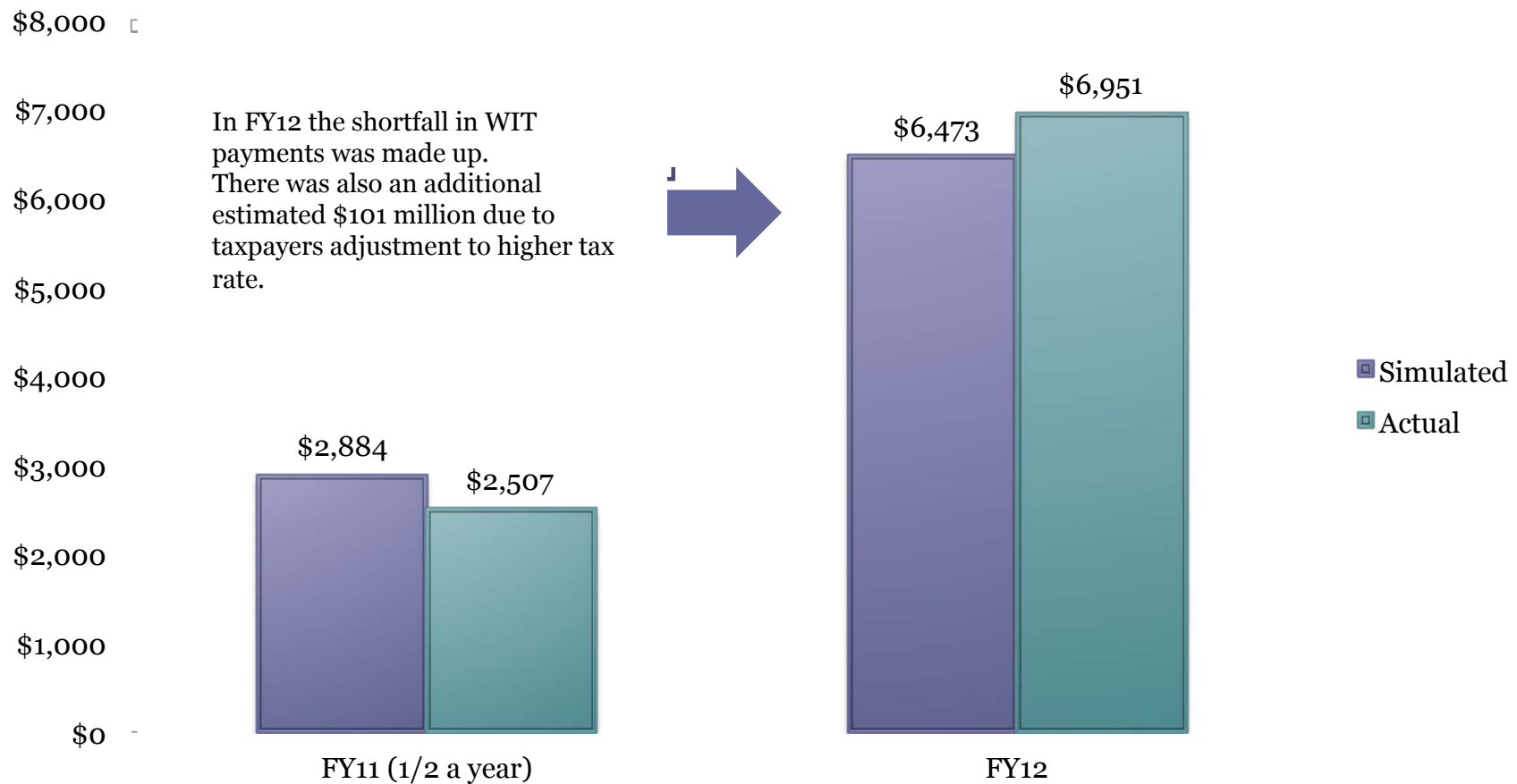
Simulated versus actual revenue increase: FY11 tax increase.



Simulated versus actual revenue increase: FY11 tax increase.



Simulated versus actual revenue increase: FY11 tax increase.



Other uses of IL micro-simulation model:

- Modeling tax expenditures
 - Income Subtractions
 - Property tax credit
 - Education credit
 - Retirement income
 - Etc.
- Modeling revenue effect of Personal Exemption increase
- Modeling increases of Earned Income Tax Credit.
- Revenue impact of legislative proposals.

Recent estimates derived from micro-simulation model:

- January 10 2012, Governor Quinn signs SB400 (P.A. 97-0652). SB400 increases the Earned Income Tax Credit from 5% to 7.5% of the federal tax credit.
- Personal exemption is increased to \$2,050 effective January 1, 2012. On or after January 1 2013, the personal exemption will be \$2,050 plus a cost of living adjustment (P.A. 97-0652).
- SB2505 enacted on January 10, 2011 increased IIT rate from 3% to 5% for tax years ending on December 31 1014. January 1, 2015 IIT rate is scheduled to decrease to 3.75%.

Lessons learned and recommendations:

- Data quality
- Cash Flow analysis
- Tax payers behavior
- Be aware of expectations and requests.
- Next step: Corporate Income Tax.